



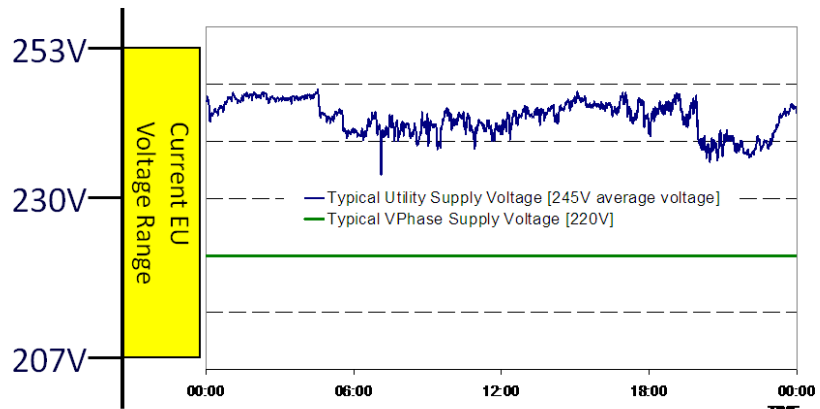
VPhase
An Energetix Group Company

VPhase VX1 Output Voltage Adjustment

Voltage Optimisation

Average voltage delivered to properties in the UK is around 245V. Many appliances operate more efficiently at lower voltages.

The VPhase VX1 reduces the electricity voltage to the areas of the home that benefit from lower voltages.



The default output voltage for the VPhase VX1 is 220V. Other output voltage settings are possible and homes with lower than average supply voltage may benefit from a lower VPhase output voltage.

Output voltage adjustment must be undertaken by a competent and qualified electrician. Extreme care must be taken when working with any electrical equipment.

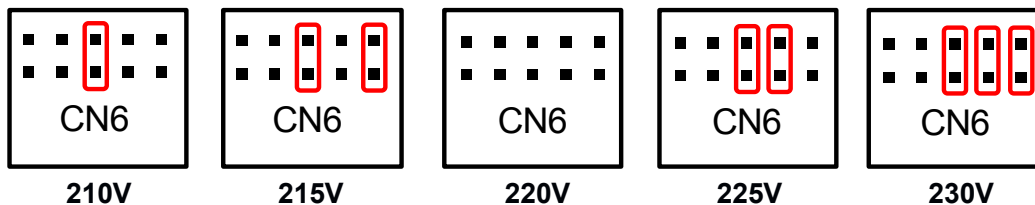

ENSURE THE POWER SUPPLY TO THE VPHASE VX1 IS ISOLATED BEFORE REMOVING THE COVER.

Changing the output voltage

The output voltage of the VPhase VX1 can be set at any voltage between 210V and 230V in 5V steps. Voltage adjustment is achieved by placing electrical jumpers onto the vertical pin header labeled CN6.

Firstly isolate the power supply to the VPhase VX1 then remove the top cover.

CN6 is the vertical pin header at the bottom of the printed circuit board to the left of the Red LED. The six pins on the right of CN6 can be fitted with electrical jumpers to adjust the output voltage as follows:



Note: The maximum voltage reduction possible with the VPhase VX1 is around 30V. If your incoming voltage is 250V the VPhase output voltage will be around 220V even if CN6 is set to 210V or 215V.

Beware: Some older appliances may not function correctly below 216V, if compatibility problems occur raise the output voltage to 220V.



VPhase
An Energetix Group Company

T. 0845 003 8235 E. info@vphase.com W. www.vphase.com

VPhase plc
Capenhurst Technology Park. Chester. CH1 6EH